



småles matters

# BUG NEWS

## LITE

Winter 2020





# Contents

- 03 Greetings from Alex and Tampi
- 04 SAGOSKATT collection
- 05 Soft toy drawing competition
- 06 Types of Christmas trees
- 09 Winter art & craft
- 10 Christmas advent calendar
- 12 Spot the difference
- 14 Endangered species
- 15 About polar bears

- 16 10 cool facts about polar bears
- 18 Threats to polar bears
- 20 Inbox@småles
- 23 Colour me
- 24 Comic


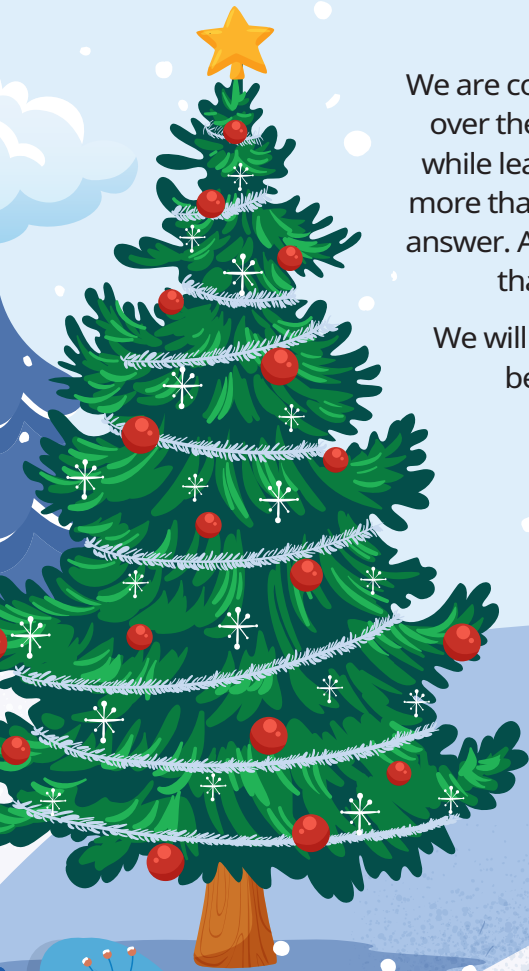


## Hej småles!

We are coming to the end of the year and we hope you've learnt a lot over the past few bug news issues. Let's enjoy this holiday season while learning more about it. Have you ever wondered, if there are more than one type of Christmas tree? Flip through to page 6 for the answer. And check out our exclusive advent calendar on page 10 & 11 that will keep you occupied for the whole of December.

We will also learn about endangered species, especially the polar bears and the threats they face. See page 15 for more.

**With Big Bug hugs,  
Alex and Tampi**





# Designed by kids

## supporting children's right to play

Say hi to our new SAGOSKATT soft toy collection. They are all designed by kids that participated in our annual drawing competition. This year, all sale proceeds will be donated to Association for Persons with Special Needs (APSN) to support their implementation of new programmes, subsidy of student's school fees and other initiatives. Find out more at [IKEA.sg/SAGOSKATT](https://www.IKEA.sg/SAGOSKATT).



**Eggplant car**

Designed by Ayaan, 8 years old: "My Halloween-themed terrifying car likes to lie under my bed and scare intruders away. You can have fun too when you see how my car frightens the enemies."



**Ladybug mouse**

Designed by Maria, 9 years old: "My soft toy looks like a mouse dressed as a ladybug. She's changing costumes for a carnival party. Play with her and treat her well."



**Candy**

Designed by Clemence, 8 years old: "I love candy and my soft toy also eats loads of candy. She's lucky since she can travel and make other children happy. Please hug a lot."



**Llama**

Designed by Christel, 6 years old: "I've drawn a llama, an animal that I like. I told my soft toy to always be with you and keep you company. Give Llama a lot of love, because it's special."



**Globe man**

Designed by Yo-Pong, 12 years old: "It's the beautiful planet we live on and I dream that one day I can rollerblade to every corner of the Earth. There is only one planet, so we must take good care of it."



**Brown bear**

Designed by Sofia, 6 years old: "My soft toy is a bear and during the day it rides on a dog. Good bear, soon you'll be loved! Treat him well and sometimes watch movies together."

# Come help us draw a cuddly soft toy!

We need some help from the world's youngest designers below 12 years old. Join our drawing competition from 19 - 29 November 2020 and stand a chance to turn your drawings into cuddly toys. Find out more at [IKEA.sg/Family/Softtoy](https://www.ikea.sg/Family/Softtoy).

## How to participate:

1. Download the drawing template at <https://family.ikea.com.sg/drawing-template>
2. Start drawing
3. Submit your drawing in-store and you'll receive a Diploma



## Types of Christmas trees

A Christmas tree is an evergreen tree that gets decorated with lights and ornaments as part of the Christmas festivities. They can be fresh-cut, potted, or artificial and placed indoor and outdoor. There are many kinds of Christmas trees, but the two famous types are: **Fir Trees** and **Pine Trees**.

**Fir trees** are a kind of evergreen coniferous tree and a popular choice for the holiday season.

Balsam Fir

The balsam fir is known for its conical shape and dense, dark-green leaves that are flat and needle like. It's the most common Christmas tree as it looks good and smells well.

Canaan Fir

A medium-growing evergreen tree that has a nice green color and leaves that do not drop easily.

Fraser Fir

The yellow-green fraser fir is known for being extra strong, making this Christmas tree a great option for heavy ornaments.

Douglas Fir

This fir tree displays a full pyramid shape with blue or dark green leaves that have one of the richest scents of all the Christmas trees.



# Pine trees

are evergreen conifers in the pinus family and are the most common coniferous tree around the world.



The white pine features needles that grow in a bundle. With bluish-green hues and pointed tips, the branches of this Christmas tree are flexible and gives off little to no aroma.

The scotch pine is also known for its long term needle retention, meaning less clean-up for you when Christmas ends. Fun fact, it's also the national tree of Scotland.






Can be easily identified due to its short and twisted needles that grow in pairs. This particular pine tree features short branches with dense leaves that respond well to trimming.


## Sources:

- <https://www.britannica.com/plant/Christmas-tree>
- <https://www.proflowers.com/blog/16-types-of-christmas-trees>

Learn  
how to  
draw



## Winter art & craft



### Make your very own handmade Christmas tree!

\*Parental guidance recommended.

#### Materials:

- 3-5 empty toilet paper roll
- Green paint
- Newspaper or scrap paper
- Hole puncher
- Glue
- String (optional)



#### Steps:

1. Flatten the toilet paper roll and sketch a Christmas tree.
2. Cut the outline of the Christmas tree sketch.
3. Paint the tree green and wait till it's dry.
4. Make some paper confetti from newspapers/scrap papers using a hole puncher. Don't forget to draw and cut out a star for the top of your Christmas tree.
5. Once done, glue the paper confetti on the tree and the star to the top of the tree.
6. Finally, allow the craft to dry completely and make a loop with your string to hang the Christmas tree.



# Christmas advent calendar

Activities to prepare you for Christmas day!

1 Dec

It's the holiday season! Give yourself a big hug and say "I did great and I love myself very much"

2 Dec

Learn a new Christmas song



3 Dec

Enjoy a great dinner meal with your family and create sweet memories



4 Dec

Read a book about Christmas stories



9 Dec

Make a wish list with 10 things you want to do in 2021



10 Dec

Write a letter to santa

Dear Santa



11 Dec

Clean out your toys and donate good quality toys to charity



12 Dec

Make a DIY Christmas tree

View page 9



17 Dec

Make a "Thank you card" for your loved ones and write how much they mean to you



18 Dec

Dance to a Christmas Song



19 Dec


Share a joke: What's Santa's favourite sandwich? — Peanut butter and jolly



20 Dec

Go Christmas shopping with your parents





5  
Dec

Wrap presents  
with recycled  
newspapers

6  
Dec



Decorate  
the  
Christmas  
tree

7  
Dec



Recycle old  
newspapers

8  
Dec

Make some  
homemade  
Christmas  
cards



13  
Dec

Make a delicious  
hot chocolate with  
your parents



14  
Dec

Bake Christmas  
cookies and and  
have fun with  
different frosting  
flavours.



15  
Dec

Spend some  
quality time  
with your  
loved ones



16  
Dec

Have a  
sleepover party  
with your  
family in the  
living room



21  
Dec

Wrap some  
Christmas gifts  
for your mom  
and dad



22  
Dec

Watch a  
Christmas film  
with your whole  
family



23  
Dec

Take a picture with  
your whole family  
with a big, big smile



24  
Dec

Perform for your  
family the christmas  
song you learnt on  
the 2<sup>nd</sup> and 18<sup>th</sup> of  
December







# Spot the difference

Can you spot 20 differences? Circle and number each difference you can find!





Send in your answers with your name, Smålish passport number, age, address and contact details to [alexandtampi@smales.com.sg](mailto:alexandtampi@smales.com.sg) by **30 November 2020**. 5 lucky winners will each win a set of **MÅLA Whiteboard markers (4/pcs)**.





## Endangered species

An animal becomes endangered when there are only a few of them left on the planet. They become extinct when all of them pass away and not a single one is left.

Today, one in every four animals are considered endangered. Unfortunately, the beautiful and majestic polar bears have been classified as one. Let's get to know more about them.

## About polar bears

Type:	Mammals
Diet:	Meat
Average Life Span in the wild:	25-30 years
Size:	Head and body: 7.25 to 8 feet; Tail: 3 to 5 inches Weight: 408 to 726 kilograms

The polar bear or the sea/ice bear are the world's largest land meat-eaters. They live on sea ice and along the shores in the icy cold Arctic. When the sea ice forms over the ocean in cold weather, many polar bears, head out onto the ice to hunt seals.

Polar bears primarily spend half their time hunting. They often rest quietly at a seal's breathing hole in the ice, waiting for a seal in the water to come up. A polar bear also hunts by swimming under the ice.



As one of the top predators in the world, polar bears are important to help balance the food chain and the ecosystem. They also represent a strong cultural significance for the Arctic people.

### Sources:

- <https://kids.nationalgeographic.com/animals/mammals/polar-bear/>
- <https://www.worldwildlife.org/species/polar-bear>



# 10 cool facts about polar bears

1

Polar bears are classified as marine mammals as they spend their lives in the ice sea.



2

Polar bears are actually black, not white because furs are translucent, and only appears white because it reflects visible light.



3

They can swim constantly for days at a time.



4

Polar bears can overheat from running or when the temperature rises.



5

These magnificent mammals have an incredible sense of smell (up to 16km away) which they use to track their favourite meal, seals.



6

Male polar bears can weigh as much as 10 men.



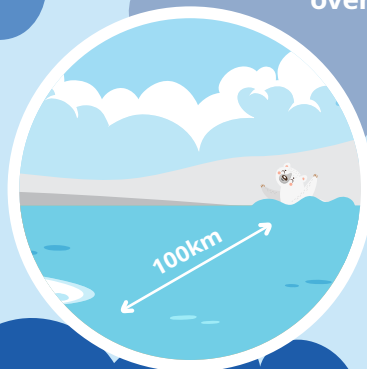
7

Scientists can extract polar bear DNA just from their footprints.



8

Despite their size, polar bears are excellent swimmers, and have been spotted in waters over 100km offshore.



9

At birth, the polar bear cubs are only around 30cm long and weigh around half a kilogram – that's about the same as a guinea pig!



10

Polar bears clean themselves by rolling in the snow.



Sources:

- [https://www.natgeokids.com/uk/discover/animals/general-animals/polar-bear-facts/#:~:text=1\)%20Polar%20bears%20are%20found,\(meat%20eaters\)%20on%20Earth!](https://www.natgeokids.com/uk/discover/animals/general-animals/polar-bear-facts/#:~:text=1)%20Polar%20bears%20are%20found,(meat%20eaters)%20on%20Earth!)
- <https://www.wwf.org.uk/learn/fascinating-facts/polar-bears>
- <https://arctickingdom.com/10-fast-facts-polar-bears/>

# Threats to polar bears

Climate change is the greatest threat to polar bears. It causes the ice to melt faster and reform back slower. This makes it harder for polar bears to hunt and eat, which affects their growth and health.



Unhealthy bears will not be able to reproduce easily and if they do, not all their cubs can survive their childhood. As they do not have enough to eat nor have enough fats to stay warm.


Toxic pollution are also a threat to the polar bears because the seals and fishes they eat come into contact with high levels of toxic chemicals. This then affects their growth.



# How can we help these endangered species?



**Support organisations and other wild life parks that are working to help endangered species**



Some organisations or zoo have special guided tours and walks for kids. Talk to the guides to find out more about these threatened species and how they are being protected.

**The power of learning and sharing knowledge.**

Research about endangered animals by reading encyclopedia, books or even watching videos. Learn how the animal lives, about its home and what it eats. Share what you've learned with your family and friends. The more we share, the more everyone can help to play a part to protect these animals.



**Recycle and buy sustainable products.**

At home, you can help sort rubbish into things that can be recycled and things that can't. Many things can be recycled, including steel, aluminium cans and more. By recycling things, we are able to reduce the amount of rubbish and this will help the environment.



## Sources:

- <https://www.environment.gov.au/biodiversity/threatened/publications/factsheet-green-kids-guide-threatened-species-9-ways>
- <https://kids.nationalgeographic.com/explore/nature/mission-animal-rescue/raise-awareness/>

# INBOX @ SMALES

Last issue's theme:

It's finally time for Alex and Tampi to decorate their Christmas tree!  
How do you think it turned out?

Best  
Drawing



Muthukumar Karthykeyan, 6 years old



Cayla Leong, 6 years old



Jonathan Ang Xin En, 7 years old



Alex and Tampi are relaxing at a beautiful garden by the lake, what do you think they see?

Include your name, Smålish passport number, age, address, and contact details. Send in your drawing to [alexandtampi@smales.com.sg](mailto:alexandtampi@smales.com.sg) by **30 November 2020**. 1 lucky winner will win a **portable red MÅLA drawing case**.



Alex and Tampi ran downstairs to receive their presents. Surprisingly, there was an extra present. "Oooh! An extra present! I'm opening it!" The cheerful Alex said as soon as he saw the present. "Alex! Get a hold of yourself! It's surely not ours!" Tampi reprimanded him as Alex tried to open the present. "Well then..." Alex said, disappointed, "Let's find out who's this present is for, Watson!" Alex jumped up. "Hey!" Tampi shouted, "Since when are you Sherlock?!" After a lot of investigating the brothers figured it out. They went to Santa's workshop and placed the present under their Christmas tree and left. Santa looked at a present under the Christmas tree, a label said: To Santa Claus, From Alex and Tampi. Santa laughed, picking up the present. They gave the present to the one who works when you sleep, which was Santa. Well, that was a jolly Christmas!

**Wesley Ho, 10 years old**

"I can't believe that it's already Christmas!" exclaimed Tampi, putting on his nightgown and getting ready for bed. It was the night before Christmas and the brothers were fast asleep. Each of them had a present for each other under the Christmas tree, labelled and ready to be opened the next day. Alex and Tampi slept soundly, unaware of what was going on that night. "Good morning! Merry Christmas!" The brothers shouted at the first glimmer of daylight. They rushed down the stairs and ran to the Christmas tree. Alex was about to unwrap his gift from Tampi when he noticed another present under the tree! He motioned for Tampi to check it out. The brothers cautiously opened the present together. It was two Christmas hats! Inside, there was a letter saying: Next time leave some milk and cookies for me, boys! Ho,ho,ho! That was when Alex and Tampi realised that the sender of the mysterious gift was Santa Claus!

**Ashrie Jed Sto Domingo, 11 years old**

**Last issue's theme:**

Every year, under the Christmas tree, there will be a present for each brother. However, this year there is an extra present with no name on it. What do you think is inside the present and who left it there?

**It's a beautiful day with sun ray shining through the window and colourful flowers flourishing at the front yard. Alex and Tampi were having tea and adoring the beautiful nature and flying birds. Slowly the cloud starts to turn gloomy and....**

In no more than 100 words, include your name, Smålish passport number, age, address, and contact details. Send in your drawing to **[alexandtampi@smales.com.sg](mailto:alexandtampi@smales.com.sg)** by **30 November 2020**.

1 lucky winner will win a **SOLBO, LED Owl table lamp**.





Find the identical  
Christmas photo



Colour me

